

### Motion detectors

#### Wall mounting

##### Wiring accessories

180°

2 wires

WE050<sup>(1)</sup>



WS050<sup>(2)</sup>



3 wires

WE051<sup>(1)</sup>



WS051<sup>(2)</sup>



##### Standard IP55

140°

EE820  
white



EE821  
anthracite



200°

EE830  
white



EE831  
anthracite



360°

EE840  
white



EE841  
anthracite



##### Enhanced IP55

140°

EE850  
white



EE851  
anthracite



220°

EE860  
white



EE861  
anthracite



### Accessories

##### Ceiling mounting accessories

EE827  
white



EE828  
anthracite



##### Remote control

EE806  
white



EE806  
white



Recommended for commercial application

(1) essensya mechanism references.  
Plates sold separately.

(2) systo mechanism references.  
Plates and support frames sold separately.

##### Corner mounting accessories

EE825  
white



EE826  
anthracite



##### Corner mounting accessories

EE855  
white



EE856  
anthracite



**Motion detectors**

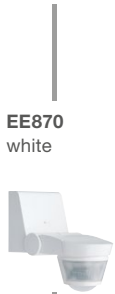
**Wall mounting**

Enhanced IP55

IP55 wireless

220/230°

220°



**EE870**  
white

**EE871**  
anthracite



**TRE700**  
white

**TRE521/531**  
anthracite



**TRE520/530**  
white



**Ceiling**

Flush

Surface

360°



**EE883**  
HF IP54

**EE880**  
corridor



**Presence detectors**

**Ceiling**

Flush

Half-flush

360°



**EE805A**  
white

**EE815**  
1 channel



**EE816**  
DALI/DSI



**EE804A**  
white

**EE810**  
1 channel



**EE811**  
2 channels



**EE812**  
1/10 V



**Accessoires**

**Remote control**

**EE806**  
white



**Remote control**

**EE807**  
installer



**EE808**  
user



**Corner mounting accessories**

**EE825**  
white



**EE826**  
anthracite



### Lighting with and without integrated motion detector

#### Wall mounting with LED lamp

Deco lamp LED  
1100 Lumen

140°

EE610  
white



Floodlight LED  
3400 Lumen

220/360°

EE600  
white



#### Wall mounting with LED lamp

Floodlight LED  
700 Lumen

140°

EE631  
white



EE635  
white



Floodlight LED  
1200 Lumen

140°

EE632  
white



EE636  
white



Floodlight LED  
2000 Lumen

140°

EE633  
white



EE637  
white



Floodlight LED  
3000 Lumen

140°

EE634  
white



EE638  
white



EE641  
black



EE645  
black



EE642  
black



EE646  
black



EE643  
black



EE647  
black



EE644  
black



EE648  
black



tebis range



TRE600  
white



### Accessories

#### Remote control

EE806  
white



**Time lag switch**

**Dimmer**

**Modular**

**Wiring accessories**

**Modular**



**EMN001**  
simple  
delay



**EMN005**  
multifunction



rotary button

push button

Universal  
275 W +  
CFL, LED

Universal  
300 W +  
CFL, LED

Universal  
500 W +  
CFL, LED

Universal  
1000 W

Pilote  
1/10 V

**WE060<sup>(2)</sup>**



**WS060<sup>(3)</sup>**



**WE061<sup>(2)</sup>**



**WS061<sup>(3)</sup>**



**EVN011**



**EVN012**  
comfort



**EVN002**



**EVN004**  
comfort



**EV100**



**EV102**  
advanced



**EV106**



**EV108**  
advanced



 Recommended for commercial application

- (1) essensya mechanism references.  
Plates sold separately
- (2) systo mechanism references.  
Plates and support frame sold separately.

### Light sensitive switch

### Astronomical time switch

**Flush  
230 V**

**Modular  
230 V**

**Modular  
230 V**

1 channel

1 channel

2 channels

1 channel

1 channel

2 channels

Non prog.

Non programmable

Daily

Weekly

Weekly

Integrated  
cell

Cellule  
delivered

Cellule in  
option

Cellule  
delivered

Cellule  
delivered

Cellule  
delivered

**EE701**  
basic

**EEN100**  
surface cell

**EE200**  
2 channels

**EE201**  
2 channels

**EE110**  
analogique

**EE171**  
digital

**EE180**  
1 channel

**EE181**  
2 channels



**EE702**  
enhanced

**EEN101**  
flush cell

**EE202**  
2 channels  
+ 2 inputs

**EE203**  
2 channels



Recommended for commercial application

### Accessories

Cells

**EE002**  
flush

**EE003**  
surface



Softwares  
and interfaces via USB link












**EG003G**



**Digital time switch**

**230 V**

**12 to 24 V**

1 channel			2 channels		4 channels		1 channel
Daily	Weekly		Weekly	Yearly	Weekly	Yearly	Weekly
1 module	1 module	2 modules	2 modules	4 modules	2 modules	4 modules	2 modules
EG010 <sup>(1)</sup> 5 prog.	EG071 <sup>(1)</sup> free prog.	EG103B <sup>(2)</sup> base	EG203B <sup>(2)</sup> basic	EG293B <sup>(2)</sup> basic			
							
		EG103E enhanced	EG203E enhanced		EG403E enhanced	EG493E enhanced	
							
		EG103D wireless					EG103V VLV
							

Energy / lighting management

**Accessories**

EG006



storage module:  
space for 3 keys

EG003G



Software and  
interface via  
USB link

locking key

EG004



programming key

EG005



DCF wireless antenna

EG001



Only for EG103D

programming key

EG007



DCF wireless antenna

EG001



prog. key

EG005



(1) no key  
(2) key in option

### Analogue time switch

230 V

1 channel

Daily

Weekly

1 module

2 modules

3 modules

box 72x72

1 module

2 modules

3 modules

5 modules

box 72x72

**EH209**  
without reserve



**EH010**  
without reserve

**EH210**  
without reserve

**EH110**  
without reserve

**EH710**  
without reserve

**EH770**  
without reserve



**EH011**  
reserve  
200 h

**EH211**  
reserve  
200 h

**EH111**  
reserve  
200 h

**EH711**  
reserve  
200 h

**EH071**  
reserve  
200 h

**EH271**  
reserve  
200 h

**EH171**  
reserve  
200 h

**EH191**  
reserve  
200 h

**EH771**  
reserve  
200 h



**Analogue time switch**

---

**6 to 24 V**

---

1 channel

---

Daily

---

Weekly

---

3 modules

---

box 72x72

---

**EH110A**  
without reserve



**EH111A**  
reserve  
200 h



**EH171A**  
reserve  
200 h

